



SMS/Content Exchange

Open API Version 5.06

SEP 2014

Technologies powered by Media Digital Technologies Corporation Limited. All rights Reserved. Copyrights©2003-2014

INTRODUCTION	5
API DOMAIN NAME	5
HTTP	5
<i>Primary API Domain:</i>	5
<i>Second API Domains:</i>	5
HTTPS.....	5
<i>Primary API Domain:</i>	5
<i>Second API Domains:</i>	6
SMS SENDING API	6
IP REQUIREMENT.....	6
PROTOCOL.....	7
PARAMETERS	7
RETURN CODE	10
EXAMPLE	11
<i>HTTP</i>	11
<i>HTTPS</i>	11
<i>PHP Send SMS with UTF-8 Example</i>	11
<i>ASP/ASP.NET/VB Send SMS with UTF-8 Example</i>	13
<i>Java Encoding UTF-8 SMS Example</i>	14
<i>ASP.NET C# SMS Example</i>	15
<i>ASP.NET VB SMS Example</i>	16
GUI API INTERFACE	17
INTRODUCTION	17
IP REQUIREMENT.....	17
PROTOCOL.....	17

SMS GET TRANSACTIONS API	18
IP REQUIREMENT.....	18
PROTOCOL.....	18
URL (HTTPS)	18
METHOD	18
PARAMETERS	18
RETURN CODE	20
EXAMPLE	21
HTTP.....	21
HTTPS	21
SMS GET TRANSACTIONS STATUS API	21
IP REQUIREMENT.....	21
PROTOCOL.....	21
URL (HTTPS)	21
METHOD	22
PARAMETERS	22
RETURN CODE	22
EXAMPLE	23
HTTP.....	23
HTTPS	23
SMS GET TRANSACTIONS REPORT API	23
INTRODUCTION	23
IP REQUIREMENT.....	23
PROTOCOL.....	23
URL(HTTPS)	24
METHOD	24
PARAMETERS	24
RETURN CODE	25
EXAMPLE	25
HTTP.....	25
HTTPS	25
SMS CANCEL TRANSACTIONS API	25
IP REQUIREMENT.....	25
PROTOCOL.....	25
URL(HTTPS)	26

METHOD	26
PARAMETERS	26
RETURN CODE	26
EXAMPLE	27
<i>HTTP</i>	27
<i>HTTPS</i>	27
SMS PUSH RECEIVE	27
IP REQUIREMENT.....	27
PROTOCOL.....	27
METHOD	28
PARAMETERS	28
RETURN CODE	28
EXAMPLE	28
<i>HTTP</i>	28
SMS GET USER BALANCE API	29
IP REQUIREMENT.....	29
PROTOCOL.....	29
URL (HTTPS)	29
METHOD	29
PARAMETERS	29
RETURN CODE	30
EXAMPLE	30
<i>HTTP</i>	30
<i>HTTPS</i>	30
EMAIL TO SMS API	30
IP REQUIREMENT.....	30
PROTOCOL.....	31
EMAIL FORMAT.....	31
METHOD	32
PARAMETERS	32
RETURN CODE	33
EXAMPLE	33
<i>E-Mail</i>	33
VERSION HISTORY:.....	34

V5.06 – SEP 2014	34
V5.05 – JAN 2014	34
V5.04 – DEC 2013	34
V5.03 – OCT 2012	34
V5.02 – JUL 2012	34
V5.01 – MAY 2012	34
V5.00 – JAN 2012	34
V3.95 – OCT 2011	35
V3.9 – OCT 2009	35
V3.8 – AUG 2009	35
V3.7 – JUL 2009	35
V3.6 – JUL 2009	35
V3.5 – MAY 2009	35
V3.4 – SEP 2008	35
V3.3 – SEP 2008	36
V3.2 – AUG 2008	36

Introduction

This OpenAPI is used for send SMS and any other contents in a simple method. All requests can pass via internet with a fixed IP.

API Domain Name

HTTP

Primary API Domain:

<http://openapi.mdtechcorp.com:20000>

Second API Domains:

<http://openapi2.mdtechcorp.com:20000>

<http://openapi.mdtechcorp.net:20000>

<http://openapi.md-sms.net:20000>

HTTPS

Primary API Domain:

<https://www.mdtechcorp.com>

With Extended Validation SSL Certificates



IMPORTANT Notes for some old Java SDK key store

In order for EV SSL Certificate to function properly, you must install two (2) GeoTrust EV Intermediate CA Certificates on your server. The Primary EV Intermediate CA Certificate and a Secondary EV Intermediate CA Certificate. To avoid any issue with installation, please ensure that you complete below steps.

Step 1: Install the Extended Validation Intermediate CA Certificates

1. Download the Primary and Secondary EV Intermediate CA certificates
Download Intermediate CA's
<http://www.geotrust.com/resources/extended-validation-ssl/root-certificates.html>
2. Copy the contents in the text in GeoTrust Primary Certificate Authority Intermediate CA file and paste into a text file. Be sure to use a text editor such as Notepad or Vi.
3. Name the file as *primary_EV_inter.cer*
4. Use the following command to import this Certificate in the keystore:
keytool -import -trustcacerts -alias EV_root -keystore <your_keystore_filename> -file primary_EV_inter.cer
5. Copy the contents in the GeoTrust Extended Validation SSL CA Intermediate CA and paste into a text file. Be sure to use a text editor such as Notepad or Vi.
6. Name the file as *secondary_EV_inter.cer*
7. Use the following command to import this certificate in the keystore:
keytool -import -trustcacerts -alias EVIntermediate -keystore <your_keystore_filename> -file secondary_EV_inter.cer

Restart your application and it should now be able to properly resolve the certificate chain for the CAS servers Extended Validation Certificate

Second API Domains:

<https://mail.d-information.com>

With 2048 Bits RSA SSL Certificates



SMS Sending API

IP Requirement

Dynamic IP or Fixed IP (Optional)

Protocol

HTTP or HTTPS

URL (HTTP)

http://openapi.mdtechcorp.com:20000/openapi/?destinatingAddress=<destinatingAddress/>&username=<username/>&password=<password/>&SMS=<SMS/>&originatingAddress=<originatingAddress/>&type=<type/>&sendDate=<sendDate/>&returnMode=<returnMode/>&sentDirect=<sentDirect/>&udh=<udh/>&dcs=<dcs/>&expireDate=<expireDate/>&sendPeriodStart=<sendPeriodStart/>&sendPeriodEnd=<sendPeriodEnd/>&userRef=<userRef/>&returnMulti=<returnMulti/>

URL (HTTPS)

https://www.mdtechcorp.com/openapi/?destinatingAddress=<destinatingAddress/>&username=<username/>&password=<password/>&SMS=<SMS/>&originatingAddress=<originatingAddress/>&type=<type/>&sendDate=<sendDate/>&returnMode=<returnMode/>&sentDirect=<sentDirect/>&udh=<udh/>&dcs=<dcs/>&expireDate=<expireDate/>&sendPeriodStart=<sendPeriodStart/>&sendPeriodEnd=<sendPeriodEnd/>&userRef=<userRef/>&returnMulti=<returnMulti/>

Method

POST or GET

Parameters

No.	Parameter	Details
1	<destinatingAddress/>	Destination Address of this transaction. Country Code and area code is necessary. For example, 85298765432 (Hong Kong Mobile). For HTTP protocol, it support multi-address submit at a once by using semicolon “;”. i.e. 85298765432;85291234567.
2	<username/>	Username of your account.
3	<password/>	Password of your account
4	<SMS/>	It is SMS content. For Unicode of each message should be equal or less than 70 characters. For ASCII of each message should be equal or less than 160 characters. If the message is longer than one message length, it will

		<p>be counted as two messages.</p> <p>All non-English messages should be formatted in Unicode with URL Encoding.</p> <p>For Example,</p> <p>“網頁” => %26%2332178%3B%26%2338913%3B</p> <p>”网页” => %26%2332593%3B%26%2339029%3B</p>
5	<originatingAddress/>	It is message originating address. It is necessary for a message need for a reply.
6	<type/> Default: 1	<p>(Optional, default: 0) It is transaction type. It set to “1” indicate that it is text message.</p> <p>Please set <type/> to 1 for sending text SMS.</p>
7	<sendDate/> Default: now	(Optional, for HTTP only) You can schedule the sending time of SMS. The format is “DDMMYYYY hh:mm:ss”, i.e. 04Apr2006 15:30:33. If you not use this parameter, the SMS will send immediately.
8	<returnMode/> Default: 0 0 or 1	<p>(Optional, default: 0) Accept value 1 or 0.</p> <p>“0” – Return old return code. And return “0” when transaction successfully submitted.</p> <p>“1” – Return New return code. Return “Transaction ID” when transaction successfully submitted.</p> <p>If you need to confirm each SMS can submitted to the server, the <returnMode/> must be set to 1.</p> <p>This option only can use with single destination submitting. If multi-destination submitting is used, this option will be ignored and “0” will return when the submission is successful.</p>
9	<sentDirect/> Default: 1 0 or 1	<p>(Optional, default: 1) Accept value 1 or 0.</p> <p>“0” – Send SMS via buffer and release the request fast (less chance or HTTP connection problem, design for sending many HTTP request at once). But the SMS will send with some delay around 30sec to 1min.</p> <p>“1” – Send SMS directly to operator without delay. But it will have more chance for HTTP connection timeout problem occur.</p>
10	<udh/>	(Optional, default: Empty) User Define Header. For Binary SMS message, it must be in binary HEX format. e.g. 05040B8423F0 for WAP push message.

11	<dcsc/> Default: 0	(Optional, default: 0)DCS values for SMS encoding. It is decimal format. e.g. 245 for WAP push message.
12	<expireDate/>	(Optional, for HTTP only. Default: never) You can set expire date of SMS. If SMS cannot send before this date, the SMS will be canceled and will not be sent. The format is "DDMMMYYYY hh:mm:ss", i.e. 04Apr2006 15:30:33. If you not use this parameter, the SMS will not expire.
13	<sendPeriodStart/>	(Optional, for HTTP only. Default: Any Time) You can set time period of sending SMS. It must use together with <sendPeriodEnd/>.If SMS cannot send between <sendPeriodStart/> and <sendPeriodEnd/>, the SMS will send on next day between <sendPeriodStart/> and <sendPeriodEnd/> again. The format is "hh:mm:ss", i.e. 15:30:33. If you not use this parameter, the SMS will send at any time base on other parameters. If only set <sendPeriodStart/> without setting <sendPeriodEnd/>, this parameter will be omitted.
14	<sendPeriodEnd/>	(Optional, for HTTP only. Default: Any Time) You can set time period of sending SMS. It must use together with <sendPeriodStart />.If SMS cannot send between <sendPeriodStart/> and <sendPeriodEnd/>, the SMS will send on next day between <sendPeriodStart/> and <sendPeriodEnd/> again. The format is "hh:mm:ss", i.e. 15:30:33. If you not use this parameter, the SMS will send at any time base on other parameters. If only set <sendPeriodEnd/> without setting <sendPeriodStart/>, this parameter will be omitted.
15	<userRef/>	(Optional)User Reference Number. Reference number for user local marking. It is not processed by system, but it can display on result of transaction API. Reference number can be any 20 characters long string. All non-English reference should be formatted in Unicode with URL Encoding. For Example, "網頁" => %26%2332178%3B%26%2338913%3B "网页" => %26%2332593%3B%26%2339029%3B

		encoding. For example, reference1. For HTTP protocol, it support multi-reference for multi-destination address submit at a once by using semicolon “;”. i.e. reference1;reference2.
16	<returnMulti/> Default: 0 0 or 1	(Optional, default: 0) Accept value 1 or 0. “0” – Only return 1 last result for multi-submission. “1” – return all submission result by separate by semicolon. i.e. XXXX;XXXX...
17	<dnc/> Default: 0 0 or 1	(Optional, default: 0) Accept value 1 or 0. “0” – No Filter for all SMS “1” – Filter all DNC numbers from OFCA
18	<validityPeriod/> Default: 48 Range: 6 to 72	(Optional, default: 48) It is time in hours. How many hours the SMS will store in the operators SMS Center before it give up to delivery. If the mobile is not ready to receive SMS, the SMS will stored in the operators’ SMS center and wait for the mobile ready. If the period over, the SMS will fail to delivery and return Expired status.

Return Code

Code”0” indicates transaction success.

Any other negative indicate transaction failed.

If you need to confirm each SMS can submitted to the server and have negative error code, the <returnMode/> must be set to 1.

If the <returnMode/> is 0, it will always return 0

No	Code	Details
1	0 / Great than 0 Transaction ID	Success
2	-1	Wrong Destination Address
3	-2	Account Information/username/IP/password incorrect.
4	-3	Content ID incorrect
5	-4	Destination Number not all correct
6	-7	Destination Number Block by OFTA
7	-8	Wrong Origination Address
8	-100	Internal Error, please contact support.

Example

HTTP

Text SMS

```
http://openapi.mdtechcorp.com:20000/openapi/?destinatingAddress=91234567;98765432&
username=vip&password=unknown&SMS=%26%2324744%3B%26%2322909%3B
%20!!&originatingAddress=98765432&type=1&sendDate=04Apr2006%2012:27:00&sentDirect=1&expireDate
=08JUN2007%2016:30:33&sendPeriodStart=16:00:33&sendPeriodEnd=17:30:33
```

WAP Push

```
http://openapi.mdtechcorp.com:20000/openapi/?username=vip&password=unknown
&originatingAddress=65432100&destinatingAddress=98765432&sms=3F060403AE81EA02056A0045C60C0
36D696E692E6F7065726100850AC3071999062515231510C3042010063001034F7065726120000101&udh
=05040B8423F0&dcs=4&type=1
```

HTTPS

Text SMS

```
https://www.mdtechcorp.com/openapi/?destinatingAddress=91234567;98765432&
username=vip&password=unknown&SMS=%26%2324744%3B%26%2322909%3B
%20!!&originatingAddress=98765432&type=1&sendDate=04Apr2006%2012:27:00&sentDirect=1&expireDate
=08JUN2007%2016:30:33&sendPeriodStart=16:00:33&sendPeriodEnd=17:30:33
```

WAP Push

```
https://www.mdtechcorp.com/openapi/?username=vip&password=unknown
&originatingAddress=65432100&destinatingAddress=98765432&sms=3F060403AE81EA02056A0045C60C0
36D696E692E6F7065726100850AC3071999062515231510C3042010063001034F7065726120000101&udh
=05040B8423F0&dcs=4&type=1
```

PHP Send SMS with UTF-8 Example

```
<?
function he2str($he){
    $tmpHe = $he;
    $output = "";
    for($i=0; $i<strlen($tmpHe); $i=$i+1){
        if($i < strlen($tmpHe)-6){
            $tmpCh = substr($tmpHe, $i, 2);
```

```

        }else{
            $tmpCh="";
        }
        if($tmpCh == "%u"){
            $output = $output."&#x".substr($tmpHe, $i+2, 4).";";
            $i=$i+5;
        }else{
            $output = $output.substr($tmpHe, $i, 1);
        }
    }
    return $output;
}

function html_entity_decode_utf8($string)
{
    static $trans_tbl;

    // replace numeric entities
    $string = preg_replace('~&#x([0-9a-f]+);~ei', 'code2utf(hexdec("\1"))', $string);
    $string = preg_replace('~&#([0-9]+);~e', 'code2utf(\1)', $string);

    // replace literal entities
    if (!isset($trans_tbl))
    {
        $trans_tbl = array();

        foreach (get_html_translation_table(HTML_ENTITIES) as $val=>$key)
            $trans_tbl[$key] = utf8_encode($val);
    }

    return strtr($string, $trans_tbl);
}

function code2utf($num)
{
    if ($num < 128) return chr($num);
    if ($num < 2048) return chr(($num >> 6) + 192) . chr(($num & 63) + 128);
    if ($num < 65536) return chr(($num >> 12) + 224) . chr(($num >> 6) & 63) + 128) . chr(($num & 63) + 128);
    if ($num < 2097152) return chr(($num >> 18) + 240) . chr(($num >> 12) & 63) + 128) . chr(($num >> 6) &
63) + 128) . chr(($num & 63) + 128);
    return '';
}

function uniord($ch) {
    $n = ord($ch{0});

    if ($n < 128) {
        return $n; // no conversion required
    }

    if ($n < 192 || $n > 253) {
        return false; // bad first byte || out of range
    }

    $arr = array(1 => 192, // byte position => range from
                2 => 224,
                3 => 240,
                4 => 248,
                5 => 252,
                );

    foreach ($arr as $key => $val) {
        if ($n >= $val) { // add byte to the 'char' array
            $char[] = ord($ch{$key}) - 128;
            $range = $val;
        } else {
            break; // save some e-trees
        }
    }

    $retval = ($n - $range) * pow(64, sizeof($char));

    foreach ($char as $key => $val) {
        $pow = sizeof($char) - ($key + 1); // invert key
        $retval += $val * pow(64, $pow); // dark magic
    }

    return $retval;
}

function fillZero($str){

```

```

        if(strlen($str) < 1){
            return "0000";
        }else if(strlen($str) < 2){
            return "000".$str;
        }else if(strlen($str) < 3){
            return "00".$str;
        }else if(strlen($str) < 4){
            return "0".$str;
        }else{
            return $str;
        }
    }
}

function getUTF8($str){
    $output = "";
    $encStr = $str;
    for($i=0; $i<strlen($str); $i=$i+1){
        $tmpCh = uniord($encStr);
        if($tmpCh){
            if($tmpCh > 254){
                $encStr = substr($encStr, 3, strlen($encStr)-3);
                $i = $i + 2;
            }else{
                $encStr = substr($encStr, 1, strlen($encStr)-1);
            }
            $tmpCh = strtoupper(dechex($tmpCh));
            $tmpCh = fillZero($tmpCh);
            $output = $output."&#x".$tmpCh.";";
        }else{ //Unknown charaters
            $output = $output.substr($encStr, 0, 1);
            $encStr = substr($str, 1, strlen($encStr)-1);
        }
    }
    return $output;
}

echo he2str("%u524D%u5F71123456");
echo "<br>";
echo html_entity_decode_utf8(he2str("%u524D%u5F71123456"));
echo "<br>";
echo getUTF8(' 2010 因為功能情報を掲載する際には、あらゆる面から細心');
echo "<br>";
echo urlencode(getUTF8(' 2010 因為功能情報を掲載する際には、あらゆる面から細心'));
echo "<br>";
$url =
"http://openapi.mdtechcorp.com:20000/openapi/?username=vip&password=unknown&originatingAddress=&destinatingAddress=85298765432&sms=".urlencode(getUTF8('2010 因為功能情報を掲載する際には、あらゆる面から細心'))."&returnMode=1&type=1"
curl($url);

?>

```

ASP/ASP.NET/VB Send SMS with UTF-8 Example

```
<html><body><span style="font-family:arial;font-size:10pt">
ASP SMS Encoding and Sending Demo<br><%
```

```
'==== Username Information
Dim destination:destination = "91112345"
Dim username:username = ""
Dim password:password = ""
```

```
'==== Example Content
dim str
str="你好嗎?"
dim str2
str2="你好吗?"
dim str3
str3="你好吗Good Morning?深水埗朝~にほんご"
```

```
dim msg:msg = str3
```

```
Function chinese2unicode(Str )
    Dim Str_one:Str_one = ""
    Dim Str_unicode:Str_unicode = ""
    For i = 1 To Len(Str)
        Str_one = Mid(Str, i, 1)
        If AscW(Str_one) < 0 or AscW(Str_one) > 255 Then
            Str_unicode = Str_unicode & Chr(38)
```

```

        Str_unicode = Str_unicode & Chr(35)
        Str_unicode = Str_unicode & Chr(120)
        Str_unicode = Str_unicode & Hex(AscW(Str_one))
        Str_unicode = Str_unicode & Chr(59)
    Else
        Str_unicode = Str_unicode & Str_one
    End If
Next
chinese2unicode=Str_unicode
End Function

'=====  

URL = "http://openapi.mdtechcorp.com:20000/openapi/?username=&password=&originatingAddress=&destinatingAddress=&destination=&returnMode=1&type=1&sms="
URL = URL & Server.URLEncode(chinese2unicode(msg))

' Create the xml object

Set GetConnection = CreateObject("Microsoft.XMLHTTP")
' Connect to specified URL
GetConnection.Open "get", URL, False
GetConnection.Send

' ResponsePage is the response we will get when visiting GotothisURL
ResponsePage = GetConnection.responseText

%>String1<br><%=chinese2unicode(str)%>
<br>String2<br>
<%=chinese2unicode(str2)%>
<br>String3<br>
<%=chinese2unicode(str3)%><br>
SMS Send URL:<br>
<%=URL%>
SMS Send Result:<br>
<%=ResponsePage%>

</span></body></html>

```

Java Encoding UTF-8 SMS Example

```

public class Tools {
    public static String URLEncode(final String inStr) {
        String output = inStr;
        if (inStr != null) {
            try {
                output = URLEncoder.encode(inStr, "UTF-8");
            } catch (java.io.UnsupportedEncodingException ex) {
                ex.printStackTrace();
            }
        } else {
            output = "";
        }
        return output;
    }

    public static String str2Unicode(String strIn) {
        int i;
        String strResult = "", strTemp = "";
        for (i = 0; i < strIn.length(); i++) {
            strTemp = strIn.substring(i, i + 1);
            if (strTemp.charAt(0) = 0 && strTemp.charAt(0) <= 255) {
                strResult = strResult + strTemp;
            } else {
                strResult = strResult + "&#x"
                    + Integer.toHexString(strTemp.charAt(0)) + ";";
            }
        }
        return strResult;
    }
}
Tools.URLEncode(Tools.str2Unicode(msgSMSContent));

```

ASP.NET C# SMS Example

```

using System;
using System.Collections.Generic;
using System.Linq;
using System.Web;

namespace MDSMSAPIAPP
{
    public class MDSMSAPI
    {
        public static String URLEncode(String inStr)
        {
            String output = inStr;
            if (inStr != null)
            {
                output = HttpUtility.UrlEncode(inStr);
            }
            else
            {
                output = "";
            }
            return output;
        }
        public static String str2Unicode(String strIn)
        {
            int i;
            String strResult = "", strTemp = "";
            for (i = 0; i < strIn.Length; i++)
            {
                strTemp = strIn.Substring(i, 1);
                if (strTemp[0] == 0 && strTemp[0] <= 255)
                {
                    strResult = strResult + strTemp;
                }
                else
                {
                    strResult = strResult + "&#x"
                    + String.Format("{0:x4}", Convert.ToInt32(strTemp[0])).ToUpper() + ";";
                }
            }
            return strResult;
        }
        public static String sendSMS(String username, String password, String mobile, String message)
        {
            String responseText = "";
            String URL = "http://openapi.mdtechcorp.com:20000/openapi/?username=" +
            username + "&password=" + password +
            "&originatingAddress=&destinatingAddress=" + mobile + "&sms=" +
            URLEncode(str2Unicode(message)) + "&returnMode=1&type=1";
            System.Net.HttpWebRequest request = System.Net.WebRequest.Create(URL) as System.Net.HttpWebRequest;
            System.Net.HttpWebResponse response = (System.Net.HttpWebResponse)request.GetResponse();
            System.Net.WebHeaderCollection header = response.Headers;
            var encoding = System.Text.UTF8Encoding.UTF8;
            using (var reader = new System.IO.StreamReader(response.GetResponseStream(), encoding))
            {
                responseText = reader.ReadToEnd();
            }
            return responseText;
        }
    }
}

//HTML
<%@ Page Title="Home Page" Language="C#" MasterPageFile="~/Site.master" AutoEventWireup="true"
CodeBehind="Default.aspx.cs" Inherits="WebApplication1._Default" %>
<p>This is returned transaction ID <br />
<% Response.Write(MDSMSAPIAPP.MDSMSAPI.sendSMS("vip", "unknown", "85266612345", "中文繁體abc")); %>
</p>

```

ASP.NET VB SMS Example

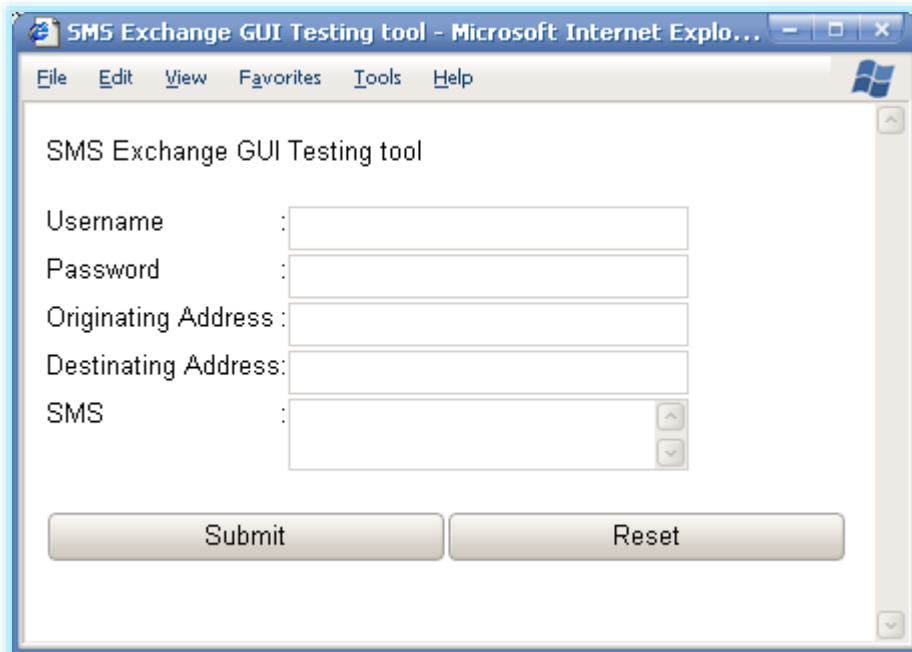
```
Imports System.Web
Public Class MDSMSAPIVB
    Public Shared Function URLEncode(ByVal inStr As String) As String
        Dim output As String = inStr
        If (Not String.IsNullOrEmpty(inStr)) Then
            output = HttpUtility.UrlEncode(inStr)
        End If
        Return output
    End Function
    Public Shared Function str2Unicode(ByVal inStr As String) As String
        Dim i As Integer
        Dim strResult As String = "", strTemp As String = ""
        For i = 0 To inStr.Length - 1
            strTemp = inStr.Substring(i, 1)
            If (AscW(strTemp) = 0 And AscW(strTemp) < 255) Then
                strResult = strResult & strTemp
            Else
                strResult = strResult & "&#x" &
                    String.Format("{0:x4}", Convert.ToInt32(AscW(strTemp))).ToUpper & ";"
            End If
        Next
        Return strResult
    End Function
    Public Shared Function sendSMS(ByVal username As String, ByVal password As String, ByVal mobile As String, ByVal message As String) As String
        Dim responseText As String = ""
        Dim URL As String = "http://openapi.mdtechcorp.com:20000/openapi/?username=" & username &
            "&password=" & password &
            "&originatingAddress=&destinatingAddress=" & mobile &
            "&sms=" + URLEncode(str2Unicode(message)) & "&returnMode=1&type=1"
        Dim request As System.Net.HttpWebRequest = System.Net.WebRequest.Create(URL)
        Dim response As System.Net.HttpWebResponse = request.GetResponse()
        Dim header As System.Net.WebHeaderCollection = response.Headers
        Dim encoding = System.Text.UTF8Encoding.UTF8
        Using reader As New System.IO.StreamReader(response.GetResponseStream(), encoding)
            responseText = reader.ReadToEnd()
        End Using
        Return responseText
    End Function
End Class
```

```
//HTML
```

```
<%@ Page Title="Home Page" Language="vb" MasterPageFile="~/Site.Master" AutoEventWireup="false"
CodeBehind="Default.aspx.vb" Inherits="WebApplication2._Default" %>
<%@ Import Namespace="WebApplication2" %>
<p>This is retured transaction ID <br />
<% Response.Write(MDSMSAPIVB.sendSMS("vip", "unknown", "85266612345", "中文繁體abc")) %>
</p>
```


GUI API Interface

Introduction



SMS Exchange GUI Testing tool

Username :

Password :

Originating Address :

Destinating Address:

SMS :

Submit Reset

It is design for testing the API with provided Settings

IP Requirement

Dynamic IP or Fixed IP(Optional)

Protocol

HTTP or HTTPS

URL(HTTP)

<http://openapi.mdtechcorp.com:20000/openapi/gui/>

URL(HTTPS)

<https://www.mdtechcorp.com/openapi/gui/>

SMS Get Transactions API

IP Requirement

Dynamic IP or Fixed IP(Optional)

Protocol

HTTP/HTTPS

URL (HTTP)

http://openapi.mdtechcorp.com:20000/openapi/getTransaction/?username=<username/>&password=<password/>&startDate=<startDate/>&endDate=<endDate/>&transid=<TransID/>&userRef=<userRef/>&report=<report/>&mode=<mode/>

http://openapi2.mdtechcorp.com:20000/openapi/getTransaction/?username=<username/>&password=<password/>&startDate=<startDate/>&endDate=<endDate/>&transid=<TransID/>&userRef=<userRef/>&report=<report/>&mode=<mode/>

URL (HTTPS)

https://www.mdtechcorp.com/openapi/getTransaction/?username=<username/>&password=<password/>&startDate=<startDate/>&endDate=<endDate/>&transid=<TransID/>&report=<report/>&mode=<mode/>

Method

POST or GET

Parameters

No.	Parameter	Details
1	<username/>	Username of your account.
2	<password/>	Password of your account
3	<startDate/> Period Start Date Optional	(Optional) Transaction Start Reading Date. If not exist or incorrect date is passed. The default date will be used. Default is Today with time "00:00:00"

	Possible Value: Date with day and time parts. If you not specify the time part. The default time will set at 00:00:00.	
4	<p><endDate /> Period End Date Optional Possible Value: Date with day and time parts. If you not specify the time part. The default time will set at 00:00:00.</p>	(Optional) Transaction End Reading Date. If not exist or incorrect date is passed. The default date will be used. Default is Today with time "23:59:59"
5	<p><TransID /> Transaction ID Optional Possible Value(int): Integer larger than zero</p>	TransactionID from Send SMS API. If it exists, only record will this transaction ID will return.
6	<p><userRef/> User Reference Number Optional</p>	<p>Reference number for user local marking. It is not processed by system, but it can display on result of transaction API. Reference number can be any 20 characters long string. All non-English reference should be formatted in Unicode with URL Encoding.</p> <p>For Example, “網頁” => %26%2332178%3B%26%2338913%3B ”网页” => %26%2332593%3B%26%2339029%3B encoding. For example, reference1.</p> <p>It not supports multi-reference for multi-transaction. If there is more than one identical User Reference, the latest transaction will be returned. Only one at most one transaction record return when using this parameter.</p>
7	<p><report/> Include Report Section Optional Default: 0 Possible Value(int): 0 or 1</p>	<p>It is an optional function for SMS services. If value is 1, there will have three more column return as follow.</p> <p>Origination Address, Report Message, Report Date</p>
8	<p><mode/> Optional Default: 0 Possible Value(int): 0 or 1</p>	If value is 1, return records return as CSV format. All fields will be enclosed within double-quote characters, and each of the embedded double-quote characters will be represented by a pair of double-quote characters.

Return Code

Transaction columns title as below:

Transaction ID, Destination Address, Message, Report Sent Date from Operator, Add Date, Charge Unit, Is Cancelled, User Reference, Remarks

Transaction columns title as below if report value set to [1]:

Transaction ID, Destination Address, Message, Report Sent Date from Operator, Add Date, Charge Unit, Is Cancelled, User Refer, Remarks, Origination Address, Report Message, Report Date

Any other negative indicate transaction failed.

No	Code	Details
1	Result Return	Success
2	-2	No Information or Account Information/username/IP/password incorrect.
3	-100	Internal Error, please contact support.

Transaction Columns Description		
No	Columns	Details
1	Transaction ID	Transaction ID for each record and it is unique ID for each record.
2	Destination Address	Recipients Mobile Numbers
3	Message	Message for delivery
4	Report Sent Date from Operator	Date Submitted to operators. If the sent date not exists, it means the message has not submitted to operators or submitting to operators failed. You can refer to [Is Cancelled] column and [remarks] check for the failed reason.
5	Add Date	Record Create Date. It also a date for receiving the sending request.
6	Charge Unit	How many physical SMS will needed for the transaction. It also used for billing on SMS
7	Is Cancelled	Please refer to Cancel Transaction API -> Return Code section.
8	User Reference	Reference number for user local marking when submitting message.
9	Remarks	System Remarks. You can check remarks for additional message for message status.
10	Origination Address	Preferred sender ID for each message.
11	Report Message	Message Delivery Report message
12	Report Date	Message Delivery Report return date

Example

HTTP

http://openapi.mdtechcorp.com:20000/openapi/getTransaction/?username=vip&password=unknown&startDate=1jan2006&endDate=30jan2006

http://openapi2.mdtechcorp.com:20000/openapi/getTransaction/?username=vip&password=unknown&startDate=1jan2006&endDate=30jan2006

HTTPS

https://www.mdtechcorp.com/openapi/getTransaction/?username=vip&password=unknown&startDate=1jan2006&endDate=30jan2006

SMS Get Transactions Status API

IP Requirement

Dynamic IP or Fixed IP(Optional)

Protocol

HTTP/HTTPS

URL (HTTP)

http://openapi.mdtechcorp.com:20000/openapi/getTransactionStatus/?username=<username/>&password=<password/>&startDate=<startDate/>&endDate=<endDate/>&transid=<TransID/>&option=<option/>

URL (HTTPS)

https://www.mdtechcorp.com/openapi/getTransactionStatus/?username=<username/>&password=<password/>&startDate=<startDate/>&endDate=<endDate/>&transid=<TransID/>&option=<option/>

Method

POST or GET

Parameters

No.	Parameter	Details
1	<username/>	Username of your account.
2	<password/>	Password of your account
3	<startDate/>	(Optional) Transaction Start Reading Date. If not exist or incorrect date is passed. The default date will be used. Default is Today with time "00:00:00"
4	<endDate />	(Optional) Transaction End Reading Date. If not exist or incorrect date is passed. The default date will be used. Default is Today with time "23:59:59"
5	<TransID />	TransactionID from Send SMS API
6	<option/>	(Optional) Default: 1 Accept 1 or 2 1: Return Sent Date 2: Return Result Status (i.e. 0: Normal, other fail code can refer section "SMS Cancel Transactions API" return code.

Return Code

Transaction columns title as below:

Report Sent Date

Any other negative indicate transaction failed.

No	Code	Details
1	0	Success
2	-2	Account Information/username/IP/password incorrect.
3	-100	Internal Error, please contact support.

Example

HTTP

http://openapi.mdtechcorp.com:20000/openapi/getTransactionStatus/?username=vip&password=unknown&startDate=1jan2006&endDate=30jan2006&transid=685597

HTTPS

https://www.mdtechcorp.com/openapi/getTransactionStatus/?username=vip&password=unknown&startDate=1jan2006&endDate=30jan2006&transid=685597

SMS Get Transactions Report API

Introduction

This API use for getting Delivery Report from operators. But it is not all kind of SMS product has delivery report. It is according to your account settings only.

IP Requirement

Dynamic IP or Fixed IP(Optional)

Protocol

HTTP/HTTPS

URL(HTTP)

http://openapi.mdtechcorp.com:20000/openapi/getTransactionReport/?username=<username/>&password=<password/>&startDate=<startDate/>&endDate=<endDate/>&transid=<TransID/>&userRef=<userRef/>

URL(HTTPS)

https://www.mdtechcorp.com/openapi/getTransactionReport/?username=<username/>&password=<password />&startDate=<startDate/>&endDate=<endDate/>&transid=<TransID/>&userRef=<userRef/>

Method

POST or GET

Parameters

No.	Parameter	Details
1	<username/>	Username of your account.
2	<password/>	Password of your account
3	<startDate/>	(Optional) Transaction Start Reading Date. If not exist or incorrect date is passed. The default date will be used. Default is Today with time "00:00:00"
4	<endDate />	(Optional) Transaction End Reading Date. If not exist or incorrect date is passed. The default date will be used. Default is Today with time "23:59:59"
5	<TransID />	(Optional) TransactionID from Send SMS API
15	<userRef/>	<p>(Optional) User Reference Number. Reference number for user local marking. It is not processed by system, but it can display on result of transaction API. Reference number can be any 20 characters long string. All non-English reference should be formatted in Unicode with URL Encoding.</p> <p>For Example, “網頁” => %26%2332178%3B%26%2338913%3B ”网页” => %26%2332593%3B%26%2339029%3B encoding. For example, reference1.</p> <p>It not supports multi-reference for multi-transaction. If there is more than one identical User Reference, the latest transaction will be returned. Only one at most one transaction record return when using this parameter.</p>

Return Code

Transaction columns title as below:

Transaction ID, Origination Address, Destination Address, Delivery Report Contents, Report Arrive Date from Operator

Any other negative indicate transaction failed.

No	Code	Details
1	0	Success
2	-2	No Information or Account Information/username/IP/password incorrect.
3	-100	Internal Error, please contact support.

Example

HTTP

<http://openapi.mdtechcorp.com:20000/openapi/getTransactionReport/?username=vip&password=unknown&startDate=1jan2006&endDate=30jan2006>

HTTPS

<https://www.mdtechcorp.com/openapi/getTransactionReport/?username=vip&password=unknown&startDate=1jan2006&endDate=30jan2006>

SMS Cancel Transactions API

IP Requirement

Dynamic IP or Fixed IP(Optional)

Protocol

HTTP/HTTPS

URL(HTTP)

`http://openapi.mdtechcorp.com:20000/openapi/`

`setTransactionCancel/?username=<username/>&password=<password/>&transID=<transID />`

URL(HTTPS)

`https://www.mdtechcorp.com/openapi/`

`setTransactionCancel/?username=<username/>&password=<password/>&transID=<transID />`

Method

POST or GET

Parameters

No.	Parameter	Details
1	<username/>	Username of your account.
2	<password/>	Password of your account
3	<transID />	Transaction ID of request cancels Transaction. It can find by using Get Transaction API

Return Code

Code"0" indicates transaction success.

Any other negative indicate transaction failed.

No	Code	Details
1	10	Cancel due to China SMS Network Protocol Error
2	9	Cancel due to China SMS Content Blocked Refer to Remarks for Details. Example Remarks: Content Blocked by Operator. Related Word(预约)
3	8	Cancel due to Invalid destination address
4	7	Cancel due to OFTA List
5	6	Cancel by System due to Number not exist
6	5	Cancel by System due to MVNO not supported
7	4	Cancel by System due to expired

8	3	Cancel Executed
9	2	Cancel Not Executed
10	1	Cancel Pending
11	0	Normal – No Cancel Request Accepted
12	-1	Transaction ID not find/incorrect
13	-2	Account Information/username/IP/password incorrect.
14	-100	Internal Error, please contact support.

Example

HTTP

http://openapi.mdtechcorp.com:20000/openapi/setTransactionCancel/?username=vip&password=unknown&transID=188888

HTTPS

https://www.mdtechcorp.com/openapi/setTransactionCancel/?username=vip&password=unknown&transID=188888

SMS Push Receive

IP Requirement

Dynamic IP or Fixed IP(Optional)

Protocol

HTTP

URL (HTTP)

http://<www.yourdomain.com/>/openapi/setSMS/?

SMS=<SMS/>&originatingAddress=<originatingAddress/>&destinatingAddress=<destinatingAddress/>&sendDate=<sendDate/>&transID=<transID />

Method

POST or GET

Parameters

No.	Parameter	Details
1	< <i>www.yourdomain.com</i> />	Your Provided Domain Name
2	<SMS/>	It is SMS content. All non-English messages should be formatted in Unicode with URL Encoding. For Example, “網頁” => %u7DB2%u9801 ”网页” => %u7F51%u9875
3	<originatingAddress/>	It is message originating address.
4	<destinatingAddress/>	It is message destination address.
5	<sendDate/>	SMS Received Date
6	<transID />	Transaction ID of request cancels Transaction. It can find by using Get Transaction API

Return Code

Code"0" indicates transaction success.

Any other negative indicate transaction failed.

No	Code	Details
1	0	Normal
2	-100	Internal Error, please contact support.

Example

HTTP

http://www.abc.com/openapi/setSMS/?SMS=%u7DB2%u9801%20abc%u7F51%u9875&originatingAddress=85298765432&destinatingAddress=85265432100&sendDate=04Apr2006%2012:27:00&transID=188888

SMS Get User Balance API

IP Requirement

Dynamic IP or Fixed IP(Optional)

Protocol

HTTP/HTTPS

URL (HTTP)

http://openapi.mdtechcorp.com:20000/openapi/

getUserBalance/?username=<username/>&password=<password/>&type=<type/>

URL (HTTPS)

https://www.mdtechcorp.com/openapi/

getUserBalance/?username=<username/>&password=<password/>&type=<type/>

Method

POST or GET

Parameters

No.	Parameter	Details
1	<username/>	Username of your account.
2	<password/>	Password of your account
3	<type/>	(Optional) Type=1, it returns user cash balance; Type=2, it returns user SMS balance with details. Default is user cash balance

Return Code

Balance columns title as below:

Type 1 – One column

Balance

Type 2 – Four columns

SMS Balance, Expire Date, Destination Allowed, Origination Allowed

Any other negative indicate transaction failed.

No	Code	Details
1	0	Success
2	-2	Account Information/username/IP/password incorrect.
3	-100	Internal Error, please contact support.

Example

HTTP

<http://openapi.mdtechcorp.com:20000/openapi/getUserBalance/?username=vip&password=unknown&type=1>

HTTPS

<https://www.mdtechcorp.com/openapi/getUserBalance/?username=vip&password=unknown&type=1>

Email to SMS API

IP Requirement

No IP Requirement

Protocol

EMAIL

EMAIL Format

- Format 1:

To Field :

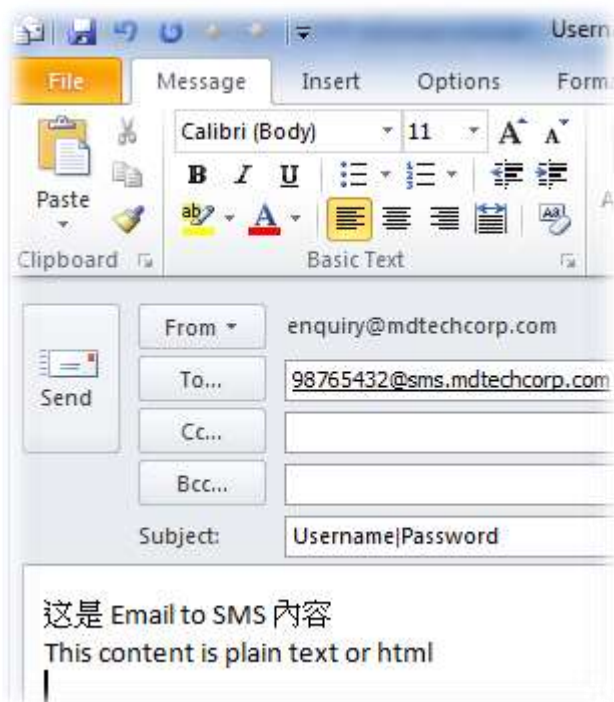
<destination mobile1>@sms.mdtechcorp.com;<destination mobile2>@sms.mdtechcorp.com;<Group Name>@sms.mdtechcorp.com;

Subject :

<username>|<password>

Content :

<Any Text content for SMS>



- Format 2:

To Field :

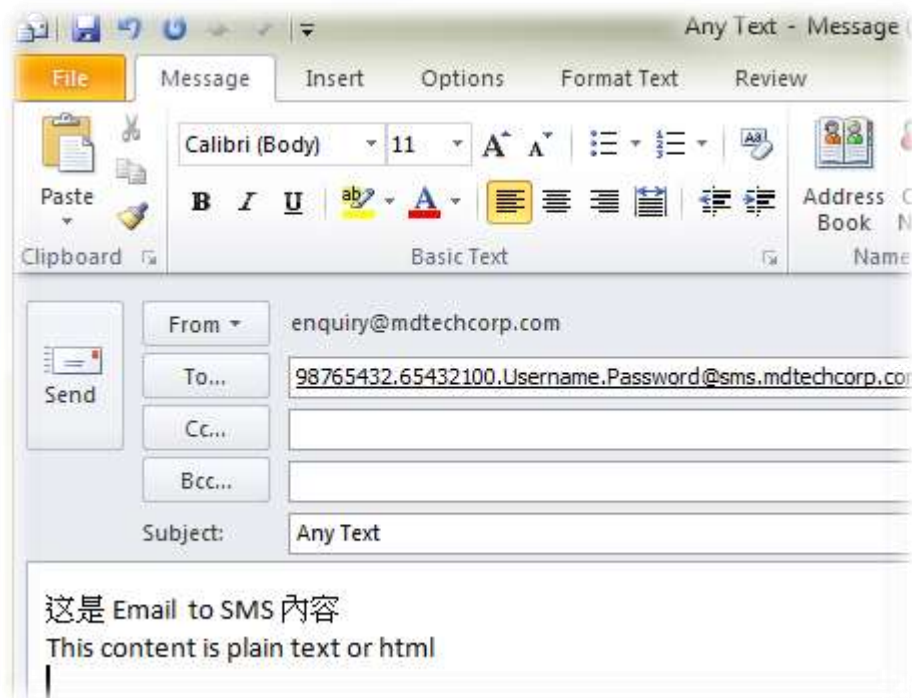
<destination mobile1>.<destination mobile2>.<username>.<password>@sms.mdtechcorp.com; <destination mobile1>.<Group Name>.<username>.<password>@sms.mdtechcorp.com; <destination mobile3>.<username>.<password>@sms.mdtechcorp.com

Subject :

<Any Text>

Content :

<Any Text content for SMS>



Method

SMTP

Parameters

No.	Parameter	Details
1	<username/>	Username of your account.
2	<password/>	Password of your account
3	< destination mobileX/>	Destination Address of this transaction. Country Code and area code is necessary. For example, 85298765432 (Hong Kong Mobile).
4	<Group Name/>	Group Created in your Web Interface. You special your group name, all mobile number belong to this group will be receive this message at the same time.
5	< Any Text content for SMS />	It is SMS content. For Unicode of each message should be equal or less than 70 characters. For ASCII of each message should be equal or less than 60 characters. If the message is longer than one message length, it will

		<p>be counted as two messages.</p> <p>All non-English messages should be formatted in Unicode with URL Encoding.</p> <p>For Example,</p> <p>“網頁” => %26%2332178%3B%26%2338913%3B</p> <p>”网页” => %26%2332593%3B%26%2339029%3B</p>
--	--	--

Return Code

Code larger than indicates transaction success and it is transaction ID. All status will send back to from email address.

Any other negative indicate transaction failed.

No	Code	Details
1	0	Success
2	-1	Wrong Destination Number
3	-2	Account Information/username/IP/password incorrect.
4	-3	Content ID incorrect
5	-4	Destination Number not all correct
6	-100	Internal Error, please contact support.

Example

E-Mail

Send:

From: guess@vip.com

To: 98765432.username.password@sms.mdtechcorp.com

Subject: Nothing

科技媒體傳訊有限公司 目標為用最簡單和直接的方法提供你所需的服務。

Version History:

V5.06 – Sep 2014

1. *Add ASP.NET C# and VB Examples.*

V5.05 – Jan 2014

2. *Enhance the document details.*
3. *Added parameter validityPeriod for sending SMS.*

V5.04 – Dec 2013

4. *Enhance the document details.*
5. *Added HTTPS secondary domain.*
6. *Added Programming PHP/ASP/Java Example.*

V5.03 – Oct 2012

1. *Added API OFCA Do Not Call (DNC) List support by custom parameter [dnc] when submitting the SMS.*

V5.02 – Jul 2012

1. *Added MD .NET domains*

V5.01 – May 2012

1. *Enhanced returnMulti parameter for multiple result return.*

V5.00 – Jan 2012

1. *Enhanced Transaction Return with format of CSV by added [mode] parameter.*
2. *Merged Transaction and Transaction Report by added [report] parameter.*

3. *Added support Group Name in Email to SMS*

V3.95 – Oct 2011

1. *Added Wrong Origination Address*

V3.9 – Oct 2009

1. *Added Delivery Report Request Transaction*

V3.8 – Aug 2009

1. *Improved HTTPS support all HTTP function*
2. *Added Secondary backup HTTP domain*
3. *Added Primary HTTPS domain*

V3.7 – Jul 2009

1. *Added SMS Cancel Fail Code 9, 10 for China SMS Content Blocking and Network Error.
It can used to know China SMS blocked by Operator or not*

V3.6 – Jul 2009

1. *GetTransactionStatus can return sentdate or status code by added <option/> parameters.*
2. *Send SMS if fall into OFTA list, it will direct reject by return error code “-7”*

V3.5 – May 2009

1. *Add Get transaction record by remarks.*
2. *Transaction IsCancel added two new code*

V3.4 – Sep 2008

1. *Add Get transaction record by user reference.*

V3.3 – Sep 2008

1. *Add User Reference Number to send SMS API.*
2. *Add User Reference Number display on get transaction API.*

V3.2 – Aug 2008

1. *Add Email to SMS API*